

BASES

SHOE, TRANSFORMER HINGED

MOUNTING AND TRANSFORMER BASES FOR ROUND ALUMINUM POLES

To determine bolt circles, bolt projection and/or anchorage dimensions, refer to the tables on the next page under the appropriate pole diameter and base type.

STANDARD BASES - BF

The bases shown below are standard bases for Type RTA poles. When ordering a pole with a standard base, the poles catalog number designates base to be supplied.

TYPE A

6", 7", 8", or 10" SB-2



TYPE B

12" SB-4



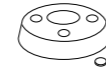
TYPE E

10" SB-4



TYPE N

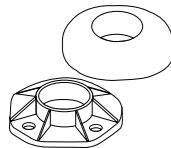
4", 5", or 6" RB-1



ALTERNATIVE BASES

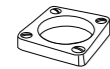
TYPE C

4", 5", 6", or 10" SB-3



TYPE D

8" SB-4 or 10" SB-8



TYPE F

10" SB-2AF



TRANSFORMER BASES

When ordering a pole with a transformer base, the total mounting height includes the transformer base.

TYPE 3

7" or 8" SB-2 on TB1-17
10" SB-2AF on TB1-17



TYPE 4

8" or 10" SB-4/TB1-17



TYPE 7

10" or 12" SB-8 on TB3-17



TYPE L

10" SB-2/TB-4



TYPE M

12" SB-4/TB-4



TYPE Q

7" or 8" SB-2/TB-2A



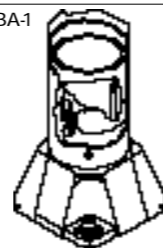
TYPE Z

10" SB-4/TB-2A



TYPE V

10" BA-1



DECORATIVE BASES

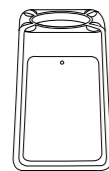
TYPE F

5", 6", or 8" HBS



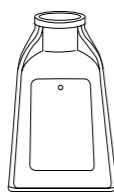
TYPE G

5" or 6" TBJ



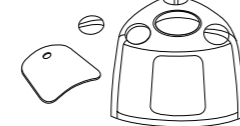
TYPE H

8" TB-1




TYPE O

HBT-5



TYPE P

6" PB-1



P&K Pole Products, Inc.

84 FOUNDRY STREET, NEWARK, NJ 07105 973/589-1500 FAX 973/589-8970

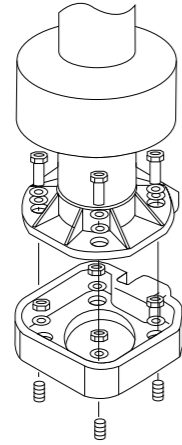
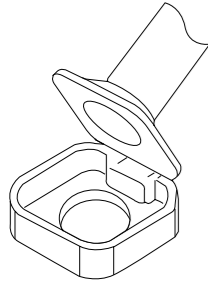
SECTION K

84 FOUNDRY STREET
NEWARK, NJ 07105
973/589-1500 FAX 973/589-8970

DETAIL

anged Base – BF

View of R Design Base



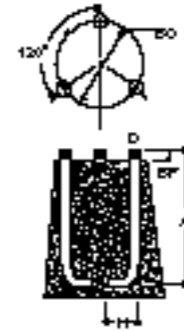
ases other than standard can be ordered
t an additional charge) by substituting the
ppropriate letter for the standard base letter
the catalog number.

ORDERING INFORMATION

ole a. n.)	Base Type	No. of Bolts	Bolt Circle BC (In.)	Bolt Proj. BP (In.)	Anchor Bolts D x AB x H (In.)	Base Size (In.)	Net Wt. (Lbs.)
N		3	6 3/4	1 3/4	3/4 x 15 x 3	9 3/4 dia.	—
C		4	7	2	3/4 x 15 x 3	9 1/4 dia.	—
R		4	7 1/2	2 1/16	3/4 x 15 x 3	10 13/16 dia.	6
N		3	7 3/4	1 3/4	3/4 x 15 x 3	10 5/8 dia.	—
C		4	7 1/2	2	3/4 x 15 x 3	9 3/4 dia.	—
F		4	10	7	3/4 x 25 x 3	12 sq.	15
G		4	12 3/4	3	3/4 x 25 x 3	13 5/8 sq.	17
O		3	9	7	3/4 x 25 x 3	9 triangular	10
R		4	7 1/2	2 1/16	3/4 x 15 x 3	10 13/16 dia.	6
N		3	8 3/4	1 3/4	3/4 x 25 x 3	11 5/8 dia.	6
A		4	9-10	2 1/8	3/4 x 25 x 3	10 1/4 sq.	—
C		4	8 1/2	2	3/4 x 25 x 3	10 3/4 dia.	—
F		4	10	7	3/4 x 25 x 3	12 sq.	19
G		4	12 3/4	3	3/4 x 25 x 3	13 5/8 sq.	19
P		4	10	2 1/2	3/4 x 25 x 3	14 1/4 sq.	12
R		4	8 1/2	2 1/4	3/4 x 25 x 3	12 1/8 sq.	6
A		4	10 -11	2 3/4	1 x 36 x 4	11 sq.	—
3		4	15	3	1 x 36 x 4	14 1/2 sq.	28
Q		4	15-17 1/4	3	1 x 36 x 4	16 sq.	35
A		4	11-12	2 3/4	1 x 36 x 4	12 sq.	—
D		4	12	2 1/2	1 x 36 x 4	12 7/8 sq.	3
F		4	12	7 1/4	1 x 36 x 4	13 7/8 sq.	25
H		4	15-16	3	1 x 36 x 4	17 sq.	34
3		4	15	3	1 x 36 x 4	14 1/2 sq.	28
4		4	15	3	1 x 36 x 4	14 1/2 sq.	28
Q		4	15-17 1/4	3	1 x 36 x 4	16 sq.	35
A		4	15-16	3 1/4	1 x 36 x 4	16 1/4 sq.	—
D		4	13 1/2 -15	2 3/4	1 x 36 x 4	15 sq.	—
E		4	13 1/2	2 1/8	1 x 36 x 4	12 15/16 sq.	—
F		4	13-15	3 1/4	1 x 36 x 4	12 15/16 sq.	—
3		4	15	3	1 x 36 x 4	14 1/2 sq.	28
L		4	18-20	3 3/4	1 1/4 x 48 x 6	18 1/4 sq.	86
V ¹		4	12-16	3 1/4	1 x 36 x 4	15 sq.	—
V ²		4	15-16	3 1/4	1 1/4 x 48 x 6	15 sq.	—
Z		4	15-17 1/4	2 1/2	1 x 36 x 4	16 sq.	35
4		4	15	3	1 x 36 x 4	14 1/2 sq.	27
7		4	15-17 1/4	3	1 x 36 x 4	16 3/8 sq.	34
B		4	16	4 3/4	1 1/4 x 48 x 6	16 sq.	—
M		4	18-20	3 3/4	1 1/4 x 48 x 6	18 1/4 sq.	72
7		4	15-17 1/4	3	1 1/4 x 48 x 6	16 3/8 sq.	34

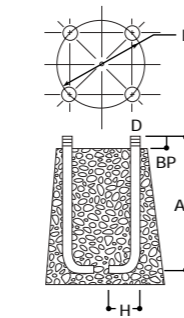
OTES: ¹ 40' Mounting Height. ² 45' and 50' Mounting Height.

THREE BOLT ANCHORAGE



Handhole or base door orientated directly
above anchor bolt.

FOUR BOLT ANCHORAGE



BC=Bolt Circle
BP=Bolt Projection
AB=Bolt Dimensions
D=Bolt Diameter
H=Bolt Dimension



P&K Pole Products, Inc.

84 FOUNDRY STREET, NEWARK, NJ 07105 973/589-1500 FAX 973/589-8970 WWW.PKPOLE.COM